

C155.C



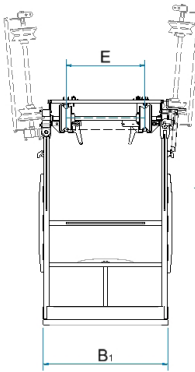
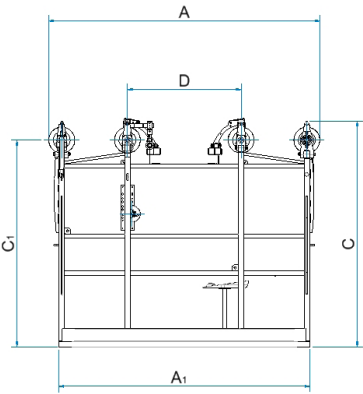
Line-car for 2 linemen, fit for 2-, 3- or 4-bundle conductor lines.

- Light aluminium-alloy structure welded TIG-system.
- Four openable arms for wheels, fit for passing obstacles.
- Nylon wheels mounted on ball-bearings.
- Parking brake acting on the conductor.
- Metercounter.
- Service platform.
- Fit for 2 operators.

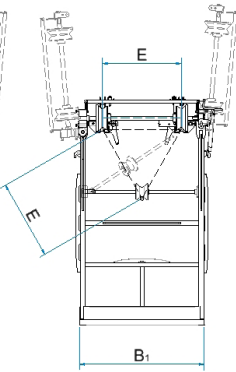
OPTIONAL DEVICES

- 01 Nylon wheels mounted on bearings.
- 02 Aluminium wheels
- 03 Arms for wheels openable with horizontal rotation.

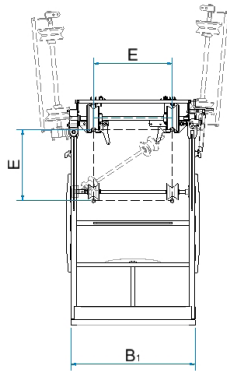
	Line type	Capacity		Dimensions								Weight
		kg	A	A1	B	B1	C	C1	D	E	kg	
C155.C.2	2 cond.	250	2070	1900	1270	950	1570	1390	865	400-500-600	87	
C155.C.3	3 cond.	250	2070	1900	1270	950	1570	1390	865	400-500-600	90	
C155.C.4	4 cond.	250	2070	1900	1270	950	1570	1390	865	400-500-600	92	



C155.C.2



C155.C.3



C155.C.4

Dimensions and weights are without optional devices. All data may change without notice. Images and drawings are indicative only.

